

Social Media Settings

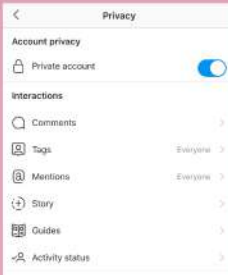


Most social media apps are 13+ (WhatsApp is 16+) but - as we are aware some children are using them regularly - we wanted to share some important settings to keep children safe online.

Instagram



☰ → ⚙️ Settings → 🔒 Privacy




PRIVATE ACCOUNT: when this is on, only followers can see your posts and stories and you have to approve followers **(recommended: on)**

COMMENTS, TAGS, MENTIONS, STORY: allows you to control who can tag you, comment on your posts, mention you in their story and control your story audience


You can also restrict, block or report a user by clicking on their profile and selecting the three dots in the top right.

You can also remove a follower using this method.

TikTok



👤 Me → ⋮ → 🔒 Privacy



PRIVATE ACCOUNT: when this is on, only followers can see your posts and you have to approve followers **(recommended: on)**

SAFETY: TikTok has lots of options to restrict contact and interaction with video posts **(recommended: friends)**

COMMENT FILTERS: you can automatically hide comments that may have offensive words in **(recommended: on)**

You can also block, report or remove a follower by clicking on their profile and clicking the three dots in the top right hand corner.

WhatsApp



⚙️ Settings → 👤 Account → 🔒 Privacy



PROFILE PHOTO AND STATUS: You can change who can see a profile photo and status **(recommended: my contacts)**

GROUPS: allows you to stop a contact being able to add you to groups **(recommended for when a friend adds you without permission)**

BLOCKED: can add a contact to a blocked list so they can't message you.

You can also block or report a contact/number by clicking on the chat with them, clicking on their number/name at the top then scrolling down!

Snapchat



👤 Profile → ⋮ → 🔒 Settings → 👤 My Location



CONTACT: decide who can message you and send you snaps **(recommended: my friends)**

VIEW MY STORY: restrict who can see your story **(recommended: my friends)**

GHOST MODE: if this isn't on, contacts can see your location on a map **(recommended: on)**

You can also block or report a user by locating their contact, tapping and holding their name and clicking more