







This half term we will be learning the following things. Here are also some useful hints and tips for helping at home.

	At School	At Home
English	<p>We are looking at the traditional story of 'The Magic Porridge pot'</p> <ul style="list-style-type: none"> Writing simple sentence as; speech bubbles, writing in role, descriptive writing. Practising our full stops, finger spaces, capital letters and question marks. Applying our knowledge of phonics so far to spell words accurately. Learning to retell the story with actions. Exploring different versions of the story. Looking at the illustrations, thinking about the illustrations and answering questions. 	<ul style="list-style-type: none"> Read with your child at least 4 times a week and record in their reading record. Can they tell you about the story? 
Maths	<p>Subtraction within 10:</p> <ul style="list-style-type: none"> Take away to find how many are left Break the whole into parts Discover related number facts Solve word problems <p>2D and 3D shapes:</p> <ul style="list-style-type: none"> Name and sort 2D and 3D shapes Make patterns with shapes 	<ul style="list-style-type: none"> Counting games What is one more/less than? What are the hidden numbers in...? How many ways can we make...? 
Science	<p>In Science, pupils will investigate the topic 'Everyday Materials' as well as revisit 'seasonal changes'</p> <ul style="list-style-type: none"> Distinguish between an object and the material from which it is made. Identify and name a variety of everyday materials, including wood, plastic, glass, metal, water, and rock. Describe the simple physical properties of a variety of everyday materials. Compare and group together a variety of everyday materials on the basis of their simple physical properties. 	<ul style="list-style-type: none"> What is this made from? Is it hard/soft? Rough/smooth? Dull/shiny? 
History	<p>In History, pupils will answer: Who are my family and what was their childhood like?</p> <ul style="list-style-type: none"> Know that a family tree is used to represent different generations of families and show how they are linked throughout the years. Know that humans go through different life stages which can be placed on a timeline. Know that a grandparent is someone who is the parent of your mum or dad. Know some of the differences between homes & school in life today/in life then. 	<ul style="list-style-type: none"> Discuss your family at home, who's who? How are we related? Could grandparents or great grandparents talk about differences between now and then?

Ready. Respectful. Safe.



	At School	At Home
P.S.H.E.	<p>Our PSHE topic is 'Celebrating Differences' and pupils will:</p> <ul style="list-style-type: none"> I can identify similarities and differences between people in my class . I can tell you what bullying is and I know some people who I could talk to if I was feeling unhappy or being bullied. I know how to make new friends and how this feels. I know I might be different from my friends but I understand these differences make us all special and unique. 	<ul style="list-style-type: none"> How are your friends different or the same as you? Who could you tell if you were unhappy about something? 
R.E.	<p>Year 1 will continue to explore the question "Who is a Christian and what do they believe? And link this to the celebration of Christmas!</p> <ul style="list-style-type: none"> Describe simply some Christian beliefs about God and Jesus Retell a story that shows what Christians believe about God and share what a story about God might mean Share what the stories about Jesus say about good, bad, right and wrong 	<ul style="list-style-type: none"> Can they answer the question? Do you know any stories from the Bible? What is the Nativity? 
Art	<p>In Art we have the topic of 'Spirals' - exploring drawing:</p> <ul style="list-style-type: none"> I can draw from my finger tips, my wrist, my elbow, my shoulder, my body. I can make a drawing using a continuous line for a minute or two. I can draw from observation for a few minutes at a time. I can make different marks with different drawing tools. I have seen the different marks I can make with a soft pencil, a graphite stick and a handwriting pen. I have explored how water affects the graphite and pen, and explored how I can use a brush to make new marks. I can make choices about which colours I'd like to use in my drawing.I can talk about what I like in my drawings, and what I'd like to try again. I have seen the work of artist Molly Haslund and listened to how the artist made the work. I have been able to share how I feel about the work. 	
P.E.	<p>In P.E., pupils will be focusing on gymnastics</p> <ul style="list-style-type: none"> participate in a range of fun, active, engaging lesson specific skill each lesson 	<ul style="list-style-type: none"> Encourage your child to take part in daily physical exercise.
Computing	<p>Using Purple Mash "Grouping and sorting"</p> <ul style="list-style-type: none"> Continue to practise logging in and out. To sort items using a range of criteria. To sort items on the computer using 'Grouping' activities in Purple Mash. 	<ul style="list-style-type: none"> Use the Purple Mash website at home to consolidate learning in class practice computing skills. 
Websites	<p>play.numbots.com www.purplemash.com</p> <p>Google BBC Bitesize for English, Maths, Science, and much more</p>	