







This half term we will be learning the following things. Here are also some useful hints and tips for helping at home.

	At School	At Home
English	<p>We are looking at the book 'Ruby's Worry' and thinking lots about the character's feelings.</p> <ul style="list-style-type: none"> Writing speech bubbles, writing in role, descriptive writing. Practising our full stops, finger spaces, capital letters and question marks. <p>In shared reading we are working through the story of 'Lila and the Secret of the Rain'</p> <ul style="list-style-type: none"> Looking at the illustrations, thinking about the illustrations and answering questions. 	<ul style="list-style-type: none"> Read with your child at least 4 times a week and record in their reading record. 
Maths	<p>Y1 start with numbers to 10:</p> <ul style="list-style-type: none"> Sort, count objects and represent numbers to 10 Count one more and one less, Count backwards from 10 to 0 Compare and order numbers, Learn to use a number line Use the part-whole model Write number sentences Find different ways to make a number, make number bonds 	<ul style="list-style-type: none"> Can we put this into groups? What's the same? What's different? Counting games What is one more/less than? 
Science	<p>In Science, pupils will investigate the topic 'Seasonal Changes'</p> <ul style="list-style-type: none"> Observe changes across the four seasons. Observe and describe weather associated with the seasons and how day length varies. Thinking about how humans, plants and animals adapt to seasonal changes. 	<ul style="list-style-type: none"> What's the weather like today? How is it different than ? What season is it, what is it like? 
Geography	<p>In Geography, pupils will investigate home and school.</p> <ul style="list-style-type: none"> Thinking about what maps are and how they are used. Drawing maps of familiar rooms and the school grounds and starting to use keys. 	<ul style="list-style-type: none"> What would your bedroom look like from a 'bird's eye view'? How do grown ups use maps? 
DT	<p>In DT, Y1 will be making a moving storybook:</p> <ul style="list-style-type: none"> Investigating sliders Designing our own pages with the moving mechanism 	

Ready. Respectful. Safe.



	At School	At Home
P.S.H.E.	<p>Our PSHE topic is Being Me In My World and pupils will:</p> <ul style="list-style-type: none"> ◆ Understand that they belong to our class and school and therefore have rights and responsibilities as a member of the class ◆ Know how to make the class a safe place for everyone to learn. ◆ Recognise the choices they make and understand the consequences and their feelings when facing them. ◆ Recognise their feelings of achievement and being proud. 	<ul style="list-style-type: none"> ◆ What are the school rules? ◆ How can you be a good member of your class? ◆ What have you achieved today? 
R.E.	<p>Year 1 will explore the question “Who is a Christian and what do they believe?”</p> <ul style="list-style-type: none"> ◆ Describe simply some Christian beliefs about God and Jesus ◆ Retell a story that shows what Christians believe about God and share what a story about God might mean ◆ Share what the stories about Jesus say about good, bad, right and wrong 	<ul style="list-style-type: none"> ◆ Can they answer the question? ◆ Do you know any stories from the Bible? 
P.E.	<p>In P.E., pupils will be focusing on fundamental skills, personal challenges and invasion games</p> <ul style="list-style-type: none"> ◆ participate in a range of fun, active, engaging lessons concentrating on a specific skill each lesson 	<ul style="list-style-type: none"> ◆ Encourage your child to take part in daily physical exercise. 
Computing	<p>Using Purple Mash “Online Safety”</p> <ul style="list-style-type: none"> ◆ To log in safely and understand why that is important. ◆ To create an avatar and to understand what this is and how it is used ◆ To save work to the My Work area and understand that this is private space 	<ul style="list-style-type: none"> ◆ Use the Purple Mash website at home to consolidate learning in class practice computing skills. 
Useful Websites	<p>play.numbots.com</p> <p>www.purplemash.com</p> <p>Google BBC Bitesize for English, Maths, Science, and much more</p>	