





Y2 Autumn 2 Half Termly Overview for Parents and Carers

Ready. Respectful. Safe.



This half term we will be learning the following things. Here are also some useful hints and tips for helping at home.

	At School	At Home
English	<p>This half term in English children will be learning:</p> <ul style="list-style-type: none"> Which letter family each letter belongs to and how this links to how we form them To write a character description To write a recount 	<ul style="list-style-type: none"> Read with your child at least 4 times a week to promote fluency. Explore books together and read to your child to encourage a love of reading.
Maths	<ul style="list-style-type: none"> Adding two 2 digit numbers Subtracting two digit numbers from two digit numbers Calculating how many more and how many fewer Recognising and sorting 2D and 3D shapes Identifying lines of symmetry on shapes Counting faces, vertices and edges on 3D shapes 	<ul style="list-style-type: none"> Practise counting in 2, 5 and 10s. Find 2D and 3D shapes in the real world Play Numbots and use the White Rose 1 Minute Maths app
Science	<p>In Science, pupils will continue to investigate the topic: "Uses of every day materials":</p> <ul style="list-style-type: none"> Explore what materials different objects are made from. Test different materials in order to explore their physical properties. Begin to explore the idea of particle theory, the understanding that all materials are comprised of sub-atomic particles. 	<ul style="list-style-type: none"> Draw attention to the different physical properties of common materials. What material do you think this is made from? How do you know? Why do you think they chose to use [this material] for this tool?
History	<p>In History our topic is Great Explorers:</p> <ul style="list-style-type: none"> Know key significant events in the lives of Shackleton and Cook. Use sources and evidence to investigate and make claims about the past. Explain why an event happened and the consequences of it. Compare journeys today to those in the past. 	<ul style="list-style-type: none"> Discuss the three voyages that Cook made. Talk about the similarities and differences between the two explorers.
D.T.	<p>In D.T. we will be designing, constructing and evaluating a treasure pouch:</p> <ul style="list-style-type: none"> Sew a running stitch with regular-sized stitches and understand that both ends must be knotted. Prepare and cut fabric to make a pouch from a template. Use a running stitch to join the two pieces of fabric together. Decorate their pouch using the materials provided. 	<ul style="list-style-type: none"> How did you create your pouch? What techniques did you use?

Ready. Respectful. Safe.



	At School	At Home
P.S.H.E.	<p>Our next PSHE topic is 'Celebrating Differences' which explores every young child's changing relationship with the world around them. Our focus points will be:</p> <ul style="list-style-type: none"> ◆ Explain that sometimes people get bullied because they are seen to be different ◆ Explain how it feels to have a friend and be a friend ◆ Explain why it is ok to be different from my friends. 	<ul style="list-style-type: none"> ◆ Discuss how people differ and why it is ok to be different. ◆ Talk about how we are different to our friends ◆ Share ideas about what to do if someone we know, including ourselves, is being bullied
R.E.	<p>In RE this term we will continue to explore the question 'Who is a Muslim and what do they believe in?'</p> <ul style="list-style-type: none"> ◆ This will involve talk about the fact that Muslims believe in God (Allah) and follow the example of the prophet Muhammad. ◆ We will identify ways in which Muslims mark Ramadan and celebrate Eid-ul-Fitr. 	<ul style="list-style-type: none"> ◆ Engage your child in conversations about your beliefs and the beliefs of others.
P.E.	<p>In P.E., pupils will be focusing on fundamental skills and target games.</p> <ul style="list-style-type: none"> ◆ participate in a range of fun, active, engaging lessons concentrating on a specific skill each lesson ◆ develop the fundamental skills from each lesson 	<ul style="list-style-type: none"> ◆ Encourage your child to take part in daily physical exercise.
Computing	<p>Using Purple Mash "Online Safety" children will learn to:</p> <ul style="list-style-type: none"> ◆ Open and send simple online communications in the form of emails. ◆ Understand that information put online leaves a digital footprint or trail. ◆ Identify the steps that can be taken to keep personal data and hardware secure 	<ul style="list-style-type: none"> ◆ Use the Purple Mash website at home to consolidate learning in class and practise computing skills.
Useful Websites	<p>play.numbots.com</p> <p>www.purplemash.com</p> <p>Google Y2 BBC Bitesize for English, Maths, Science, GPS and much more</p> <p>White Rose 1 Minute Maths app</p>	