










## Ready. Respectful. Safe.



This half term we will be learning the following things. Here are also some useful hints and tips for helping at home.

	At School	At Home
English	<p>In English we will be:</p> <ul style="list-style-type: none"> <li>◆ Writing setting descriptions</li> <li>◆ Writing a short story</li> <li>◆ Creating a persuasive poster</li> <li>◆ Applying taught spellings</li> </ul> 	<ul style="list-style-type: none"> <li>◆ Encourage your child to read independently at least four times a week, even better if reading is done daily!</li> <li>◆ Read with and to your child to promote a love of reading</li> <li>◆ Practise weekly spelling patterns</li> </ul>
Maths	<p>In maths we will be learning:</p> <ul style="list-style-type: none"> <li>◆ Multiplication and division facts for the 2, 5 and 10 times table</li> <li>◆ To use mental and written methods for addition and subtraction</li> <li>◆ Multiplying and dividing two digit numbers by a one digit numbers</li> </ul> 	<ul style="list-style-type: none"> <li>◆ Practise the 2, 5 and 10 times tables</li> <li>◆ Use TT Rock Stars and Numbots apps</li> </ul>
Science	<p>In our Rocks topic we will be learning:</p> <ul style="list-style-type: none"> <li>◆ What rocks are made from and how they can be classified</li> <li>◆ What fossils are and how they are formed</li> <li>◆ About they different types of soil and what it is made from</li> </ul> 	<ul style="list-style-type: none"> <li>◆ Explore things in the environment that are made from rock. Can children identify the type of rock used?</li> </ul>
History	<p>In our Stone Age to Iron Age topic we will learn:</p> <ul style="list-style-type: none"> <li>◆ How life changed during the three periods of the Stone Age</li> <li>◆ What life was like in the Bronze and Iron Age</li> <li>◆ Changes that happened from Stone Age to Iron Age</li> <li>◆ How primary sources are used to find out about the past and what evidence there is of the Iron Age in Teesside</li> </ul>	<ul style="list-style-type: none"> <li>◆ Can children describe what life was like during the Stone, Bronze and Iron Ages?</li> <li>◆ Can children talk about historical evidence that can be found in Teesside?</li> </ul>
DT	<p>In DT, we will be:</p> <ul style="list-style-type: none"> <li>◆ Making our own monuments</li> <li>◆ Exploring what makes an effective monument and which features create a good quality structure</li> </ul>	<ul style="list-style-type: none"> <li>◆ Try some junk modelling at home. Can your child make their own modern monument?</li> </ul>
Music	<p>In Music children will:</p> <ul style="list-style-type: none"> <li>◆ Continue to learn to play the recorder.</li> </ul>	<ul style="list-style-type: none"> <li>◆ Why not purchase a recorder to practise at home?</li> </ul> 

	At School	At Home
P.S.H.E.	<p>Our next PSHE topic is Celebrating Difference. During this we will learning to:</p> <ul style="list-style-type: none"> <li>◆ Know that everyone's family is different and important to them</li> <li>◆ Understand that differences and conflicts sometimes happen among family members</li> <li>◆ Know what it means to be a witness to bullying and to understand that they can make a situation better or worse by what they do</li> </ul>	<ul style="list-style-type: none"> <li>◆ Talk about what children should do if they think they witness bullying</li> </ul> 
R.E.	<p>In R.E. children will continue to explore the question "Why is the Bible important for Christians today?"</p>	<ul style="list-style-type: none"> <li>◆ Can children identify some of the ways Christians use the Bible in their everyday lives?</li> </ul> 
P.E.	<p>In P.E. this half term our topic is dance. Learning will focus on:</p> <ul style="list-style-type: none"> <li>◆ How to use canon, formation changes, direction and level to improve our ideas</li> <li>◆ How to recognise good timing, execution and performance skills</li> </ul>	<ul style="list-style-type: none"> <li>◆ Encourage your child to take part in daily physical exercise.</li> </ul> 
Computing	<p>In computing, children will be completing the units of "Touch Typing" and "Online Safety" from Purple Mash</p> 	<ul style="list-style-type: none"> <li>◆ Use the 2type program on Purple Mash website at home to consolidate learning in class.</li> </ul>
French	<p>This half term, children will be:</p> <ul style="list-style-type: none"> <li>◆ Learning plural nouns and their first conjunction "and" to make our sentences longer and more interesting.</li> <li>◆ Exploring what Christmas is like in France</li> </ul>	<ul style="list-style-type: none"> <li>◆ Can your child name some animals in French and give the plural?</li> </ul> 
Useful Websites	<p> <a href="http://trockstars.com">trockstars.com</a>  <a href="http://play.numbots.com">play.numbots.com</a>  <a href="http://www.purplemash.com">www.purplemash.com</a>                      Google Y3 BBC Bitesize for English, Maths, Science, GPS and much more                 </p>	