







Ready. Respectful. Safe.



This half term we will be learning the following things. Here are also some useful hints and tips for helping at home.

	At School	At Home
English	<ul style="list-style-type: none"> Writing setting and character descriptions using adjectives, adverbs and prepositions to paint a clear picture for the reader Writing instructions with clear sections and concise sentences In reading lessons we will be using skimming and scanning skills to look through a text to find key words and information, as well as answers related to cause and effect 	<ul style="list-style-type: none"> Encourage your child to read at least four times a week. Read with your child to promote a love of reading. <p>- Our class novel will be "Small" by Hannah Moffatt</p>
Maths	<ul style="list-style-type: none"> Recognise the place value of each digit in a 4 digit number Order and compare numbers beyond 1,000 Round any number to the nearest 10, 100 or 1,000 Add and subtract numbers with up to 4 digits using exchanging Estimate and use inverse operations to check answers to a calculation 	<ul style="list-style-type: none"> Practise any times tables your child is not confident with. <p>Using TT Rockstars for 3 minutes each day can make a huge difference—little and often.</p>
Science	<p>In Science, pupils will investigate the topic 'Sound'.</p> <ul style="list-style-type: none"> Sound energy / vibrations travel from a source through a medium (solids, liquids, gases) to the ear Volume of sound is linked to the strength of the vibrations that produce it Pitch of a sound is linked to the frequency of the vibrations that produce it. 	<ul style="list-style-type: none"> Can pupils explain what a sound is and how it travels to our ears? 
Geography	<p>In Geography, pupils will answer the question "What journey does the River Tees take?".</p> <ul style="list-style-type: none"> Name the features of a river landscape and explain how they are formed Identify the most significant rivers in the UK Explore the part that rivers play in the water cycle 	<ul style="list-style-type: none"> Ask where the River Tees starts and ends? Can they explain what are the key features of the River Tees? Discuss why flood defences are necessary and how they work.
Art	<p>In Art, Y4 will be :</p> <ul style="list-style-type: none"> Exploring work by the artist Laura Carlin Recording from first hand observation, imagination and experience Use line, shape, colour and composition to develop imagery 	<ul style="list-style-type: none"> Talk together about how they are using imagery to retell a narrative. Discuss their thoughts and feelings about Laura Carlin's work.
Music	<p>Y4 will be playing, improvising and composing using a selection of these notes: C, D, E, F, G, A, B. Singing and listening will be at the heart of each lesson.</p>	<ul style="list-style-type: none"> Talk about how music brings us together. 

Ready. Respectful. Safe.



	At School	At Home
P.S.H.E.	<p>Our PSHE topic is Being Me In My World and pupils will:</p> <ul style="list-style-type: none"> ◆ Explain why being listened to and listening to others is important in their school community ◆ Understand who is in their school community, the roles they play and how they fit in ◆ Understand how democracy works ◆ Explore how actions affect others as well as themselves 	<ul style="list-style-type: none"> ◆ Talk about how it feels to be included in a group and how it feels to be excluded ◆ Discuss with your child some of the choices they might make in the future and what they might not have any control over
R.E.	<p>Year 4 will explore the question "Why is Jesus inspiring to some people?"</p>	<ul style="list-style-type: none"> ◆ Can they answer the question? ◆ Ask your child to talk about what they have learnt about Christianity.
P.E.	<p>In P.E., pupils will be focusing on tag rugby and sportshall athletics</p> <ul style="list-style-type: none"> ◆ participate in a range of fun, active, engaging lessons concentrating on a specific skill each lesson ◆ develop the fundamental skills from each lesson 	<ul style="list-style-type: none"> ◆ Encourage your child to take part in daily physical exercise.
Computing	<p>Using Purple Mash "Online Safety"</p> <ul style="list-style-type: none"> ◆ understand that information put online leaves a digital footprint or trail ◆ identify the positive and negative influences of technology on health and the environment. 	<ul style="list-style-type: none"> ◆ Use the Purple Mash website at home to consolidate learning in class practice computing skills.
French	<p>Our prior knowledge of animals, colours and opinions will help us as we learn our first story in French and compare it to the English version we may already know. We will learn the new words and phrases by acting out the story with actions to make it more fun and there is also a catchy song to listen to.</p>	<ul style="list-style-type: none"> ◆ Discuss any vocabulary your child has learnt.
Useful Websites	<p> trockstars.com play.numbots.com www.purplemash.com Google BBC Bitesize for English, Maths, Science, GPS and much more </p>	