



EYFS

FOUNDATIONS FOR

HISTORY

EYFS Foundations for History

Area of Learning	Key Learning Themes			
<p style="text-align: center;"><u>Understanding the World</u></p> <p>Understanding the world involves guiding children to make sense of their physical world and their community. The frequency and range of children's personal experiences increases their knowledge and sense of the world around them – from visiting parks, libraries and museums to meeting important members of society such as police officers, nurses and firefighters. In addition, listening to a broad selection of stories, non-fiction, rhymes and poems will foster their understanding of our culturally, socially, technologically and ecologically diverse world. As well as building important knowledge, this extends their familiarity with words that support understanding across domains. Enriching and widening children's vocabulary will support later reading comprehension.</p>	Nursery		Reception	
	Autumn	Last Christmas	Autumn	Traditional Tales- Local Area
	Spring	Toys	Spring	Toys from the past
	Summer	Birthdays	Summer	Local Area- London
Early Learning Goal for Understanding the World: Past and Present	Key Vocabulary			
<ul style="list-style-type: none"> Talk about the lives of the people around them and their roles in society; Know some similarities and differences between things in the past and now, drawing on their experiences and what has been read to them in class; Understand the past through settings, characters and events encountered in books read in class and storytelling. 	Today, yesterday, Before I was born, now, A long time ago, old, new, picture Object, Story, museum, photograph, city, town, famous, history, landmark, buildings, Marton, Captain James Cook, birthplace.			





Conceptual Knowledge and Understanding

Nursery	Reception
<ul style="list-style-type: none"> Play with objects that are from the past and talk about what they would have been used for. Re-tell information about their own life story as told to them by their parents. Re-tell information about their family history as told to them by their parents. Show an interest in different occupations for example vet, fire fighter, scientist, nurse. 	<ul style="list-style-type: none"> Begin to ask questions about various sources that are set in or about the past and comment how things were different or the same to the present. Begin to show understanding of why the past was different. Talk about events/artefacts using everyday words such as 'before I was born' and 'now'. Talk about how the lives of families were similar and different in the past. Begin to understand that the past is made up of events that have already happened. Begin to sequence pictures to show time order. Talk about how toys were different in the past. Talk about how the local area was different in the past.

Nursery Themes

Key Learning	Autumn	Spring	Summer
<p>Begin to make sense of their own life-story and family's history. Explore how things work</p>	<p>Last Christmas</p> <ul style="list-style-type: none"> ⇒ Children are to retell memories of last year's Christmas. ⇒ Compare their first Christmas to now. ⇒ Ask children to bring in photos of their first Christmas. ⇒ Spend time with children talking about photos and memories. ⇒ Encourage children to retell what their parents told them about their life-story and family. ⇒ Retell what their parents have told them about their last Christmas. <div style="display: flex; justify-content: space-around; align-items: center;">   </div>	<p>Baby Toys-Toys Now</p> <ul style="list-style-type: none"> ⇒ Children are to compare the toys that they played with as a baby to the toys that they play with now. How are they different? Why? ⇒ Sorting—baby toys and current toys ⇒ Describe and discuss materials of toys. ⇒ Talk about how the toys played with now are different to the toys played with as a baby. <div style="text-align: center; margin-top: 20px;">  </div>	<p>Birthdays</p> <ul style="list-style-type: none"> ⇒ Children are to compare their first birthday to their most recent birthday. ⇒ Talk about the similarities and differences. How have you changed? Discuss what a birthday represents reinforcing appropriate vocabulary. ⇒ Spend time with children talking about photos and memories. ⇒ Encourage children to retell what their parents told them about their life-story and family. ⇒ Retell what their parents have told them about memories of their birthdays. <div style="text-align: right; margin-top: 20px;">  </div>

Reception Themes

Key Learning	Autumn	Spring	Summer
<p>Compare and contrast characters from stories, including figures from the past.</p> <p>Comment on images of familiar situations in the past.</p>	<p>Local Area/ Traditional Tales</p> <ul style="list-style-type: none"> ⇒ Local area. A walk to Stewart Park. ⇒ Recognise old and new buildings in Marton. ⇒ Talk about why they are there and what they are used for. <p>⇒ Traditional Tales—Goldilocks and the three bears.</p> <p>⇒ Explore the traditional tale, use taught phrases and language, 'once upon a time', 'long, long ago'.</p> 	<p>Toys from the Past</p> <ul style="list-style-type: none"> ⇒ Describe images from the past. Compare toys and games from the past. ⇒ Learn traditional playground games. ⇒ Make a class book about toys our families played with in the past. Collect photos from home. Compare and contrast.   <ul style="list-style-type: none"> ⇒ Traditional Tales—The Elves and the Shoemaker ⇒ Explore the traditional tale, using taught phrases and language such as, 'once upon a time', 'long, long ago'. 	<p>Local Area/London</p> <ul style="list-style-type: none"> ⇒ Compare and contrast old and new buildings and landmarks in London.  <ul style="list-style-type: none"> ⇒ Local area. Walk to Stewart Park . Learn about Captain Cook's birthplace and how it has changed.