






This half term we will be learning the following things. Here are also some useful hints and tips for helping at home.

	At School	At Home
English	<p>In English we will be:</p> <ul style="list-style-type: none"> <li>Writing a letter linking to our new novel: Cliffhanger.</li> <li>Creating an entertaining character profile.</li> <li>Writing instructions, linking to our D.T topic, on how to make a moving monster.</li> <li>Applying taught spellings.</li> </ul> 	<ul style="list-style-type: none"> <li>Encourage your child to read independently at least four times a week, even better if reading is done daily!</li> <li>Read with and to your child to promote a love of reading.</li> <li>Practise weekly spelling patterns.</li> </ul>
Maths	<p>In maths we will be:</p> <ul style="list-style-type: none"> <li>Learning our 3 and 6 times table, as well as practising previous</li> <li>Recognising, finding and writing fractions.</li> <li>Beginning to look at properties of shapes.</li> </ul> 	<ul style="list-style-type: none"> <li>Practise any times table your child is not confident with.</li> <li>Use TT Rock Stars; 3 minutes each day can make a huge difference.</li> </ul>
Science	<p>In our 'Forces' topic we will be answering these questions:</p> <ul style="list-style-type: none"> <li>What is a balanced/unbalanced force ?</li> <li>What is gravity?</li> <li>Are all magnets the same?</li> </ul>	<ul style="list-style-type: none"> <li>Can children talk to you about gravity? What is it?</li> <li>Can children show you how different types of forces work?</li> </ul> 
Geography	<p>In our 'North America-The Mountainous West' topic, we will learn:</p> <ul style="list-style-type: none"> <li>What makes a mountain, a mountain.</li> <li>Where the world's mountain ranges are.</li> <li>Where North America is.</li> <li>Which countries are located in North America.</li> </ul> 	<ul style="list-style-type: none"> <li>Can children tell you what makes a mountain, a mountain?</li> <li>Can children tell you facts about North America?</li> </ul>
D.T	<p>In D.T we will be:</p> <ul style="list-style-type: none"> <li>Creating a moving monster!</li> <li>Exploring how moving parts work together to create a mechanism.</li> <li>Looking at linkage systems to best suit our moving monsters.</li> </ul>	<ul style="list-style-type: none"> <li>Discuss together what mechanisms we can see in everyday products (for example a crane).</li> <li>Can your child tell you about pivots and where they can be seen in action?</li> </ul>
Music	<p>In Music we are beginning to learn 'Bringing us Together' by Joanna Mangona and Pete Radman. We will be:</p> <ul style="list-style-type: none"> <li>Practising pulse, rhythm and pitch.</li> <li>Creating our own performance to the song.</li> </ul>	<ul style="list-style-type: none"> <li>Can the children recite the song to you at home?</li> </ul> 

# Ready. Respectful. Safe.



	At School	At Home
P.S.H.E.	<p>Our next PSHE topic is 'Relationships'. During this we will be learning to:</p> <ul style="list-style-type: none"> <li>◆ Solve friendship problems when they occur.</li> <li>◆ Identify and use strategies to keep safe online.</li> <li>◆ Know how to help ourselves and others when we feel upset or hurt.</li> </ul> 	<ul style="list-style-type: none"> <li>◆ Discuss with your child the importance of solving friendships.</li> <li>◆ Can you tell your child ways that they can keep safe online and what you do/ implement at home to keep them safe online?</li> </ul>
R.E.	<p>In R.E. children will explore the question, "Why do people pray?"</p> 	<ul style="list-style-type: none"> <li>◆ Can your child answer the question?</li> <li>◆ Can children express their own ideas about God to you?</li> </ul>
P.E.	<p>In P.E. this half term our topics are athletics and outdoor adventurous activities. Learning will focus on:</p> <ul style="list-style-type: none"> <li>◆ Learning the rules and skills of both.</li> <li>◆ Participating in a range of fun, active, engaging lessons concentrating on a specific skill each lesson.</li> </ul>	<ul style="list-style-type: none"> <li>◆ Encourage your child to take part in daily physical exercise.</li> </ul> 
Computing	<p>In computing, children will be completing the unit 'branching databases' and starting 'simulations' from Purple Mash.</p> 	<ul style="list-style-type: none"> <li>◆ Use the Purple Mash website at home to consolidate learning in class, practicing computing skills.</li> </ul>
French	<p>This half term, children will be:</p> <ul style="list-style-type: none"> <li>◆ Starting to learn colours.</li> <li>◆ Expressing opinions on colours.</li> <li>◆ Constructing small sentences with previous learning on animals, describing by colour and expressing opinion.</li> </ul>	<ul style="list-style-type: none"> <li>◆ Can your child tell you different colours in French?</li> <li>◆ Can you ask your child to describe an animal?</li> </ul> 
Useful Websites	<p><a href="http://ttrockstars.com">ttrockstars.com</a>  <a href="http://play.numbots.com">play.numbots.com</a>  <a href="http://www.purplemash.com">www.purplemash.com</a>                      Google Y3 BBC Bitesize for English, Maths, Science, GPS and much more.</p>	