










This half term we will be learning the following things. Here are also some useful hints and tips for helping at home.

	At School	At Home
English	<p>We will be looking at a selection of stories that relate to our current topic 'Being Me in My World', and thinking lots about the character's thoughts and feelings.</p> <ul style="list-style-type: none"> <li>Writing speech bubbles, writing in role, descriptive writing.</li> <li>Practising our full stops, finger spaces, capital letters and question marks.</li> <li>In shared reading we will be sharing a selection of stories from our reading spine and answering questions, making predictions and links to other familiar stories.</li> </ul>	<ul style="list-style-type: none"> <li>Read with your child at least 4 times a week and record in their reading record.</li> </ul> 
Maths	<p>Y1 start with numbers to 10:</p> <ul style="list-style-type: none"> <li>Sort, count objects and represent numbers to 10</li> <li>Count one more and one less, Count backwards from 10 to 0</li> <li>Compare and order numbers, Learn to use a number line</li> <li>Use the part-whole model</li> <li>Write number sentences</li> <li>Find different ways to make a number, make number bonds</li> </ul>	<ul style="list-style-type: none"> <li>Can we put this into groups? What's the same? What's different?</li> <li>Counting games</li> <li>What is one more/less than?</li> </ul> 
Science	<p>In Science, pupils will investigate the topic 'Seasonal Changes'</p> <ul style="list-style-type: none"> <li>Observe changes across the four seasons.</li> <li>Observe and describe weather associated with the seasons and how day length varies.</li> <li>Thinking about how humans, plants and animals adapt to seasonal changes</li> </ul>	<ul style="list-style-type: none"> <li>What's the weather like today?</li> <li>How is it different than ..... ?</li> <li>What season is it, what is it like?</li> </ul> 
Geography	<p>In Geography, pupils will investigate home and school.</p> <ul style="list-style-type: none"> <li>Thinking about what maps are and how they are used.</li> <li>Drawing maps of familiar rooms and the school grounds and starting to use keys.</li> </ul>	<ul style="list-style-type: none"> <li>What would your bedroom look like from a 'bird's eye view'?</li> <li>How do grown ups use maps?</li> </ul> 
DT	<p>In DT, Y1 will be making a moving storybook:</p> <ul style="list-style-type: none"> <li>Investigating sliders</li> <li>Designing our own pages with the moving mechanism</li> </ul>	

	At School	At Home
P.S.H.E.	<p>Our PSHE topic is Being Me In My World and pupils will:</p> <ul style="list-style-type: none"> <li>Understand that they belong to our class and school and therefore have rights and responsibilities as a member of the class</li> <li>Know how to make the class a safe place for everyone to learn.</li> <li>Recognise the choices they make and understand the consequences and their feelings when facing them.</li> <li>Recognise their feelings of achievement and being proud.</li> </ul>	<ul style="list-style-type: none"> <li>What are the school rules?</li> <li>How can you be a good member of your class?</li> <li>What have you achieved today?</li> <li>If you would like access to the PSHE lessons for this half term in more detail, please contact us and we can provide you with an access code.</li> </ul>
R.E.	<p>Year 1 will explore the question "Who is a Christian and what do they believe?"</p> <ul style="list-style-type: none"> <li>Describe simply some Christian beliefs about God and Jesus</li> <li>Retell a story that shows what Christians believe about God and share what a story about God might mean</li> <li>Share what the stories about Jesus say about good, bad, right and wrong</li> </ul>	<ul style="list-style-type: none"> <li>Can they answer the question?</li> <li>Do you know any stories from the Bible?</li> </ul> 
P.E.	<p>In P.E., pupils will be focusing on fundamental skills, personal challenges and invasion games</p> <ul style="list-style-type: none"> <li>participate in a range of fun, active, engaging lessons concentrating on a specific skill each lesson</li> </ul>	<ul style="list-style-type: none"> <li>Encourage your child to take part in daily physical exercise.</li> </ul> 
Computing	<p>Using Purple Mash "Online Safety"</p> <ul style="list-style-type: none"> <li>To log in safely and understand why that is important.</li> <li>To create an avatar and to understand what this is and how it is used</li> <li>To save work to the My Work area and understand that this is private</li> </ul>	<ul style="list-style-type: none"> <li>Use the Purple Mash website at home to consolidate learning in class practice computing skills.</li> </ul> 
Useful Websites	<p>play.numbots.com</p> <p>www.purplemash.com</p> <p>Google BBC Bitesize for English, Maths, Science, and much more</p>	<ul style="list-style-type: none"> <li>Individual logins are in your child's reading records.</li> </ul>