







This half term we will be learning the following things. Here are also some useful hints and tips for helping at home.

	At School	At Home
English	<p>We are looking at a variety of different stories; our first story is The Very Lonely Firefly by Eric Carle;</p> <ul style="list-style-type: none"> Writing simple sentence as speech bubbles, writing in role and descriptive writing. Practising our full stops, finger spaces, capital letters and question marks. Applying our knowledge of phonics so far to spell words accurately. Learning to retell stories with actions. Looking at the illustrations, thinking about the illustrations and answering questions. 	<ul style="list-style-type: none"> Read with your child at least 4 times a week and record in their reading record. Can they tell you about the story we are currently reading? 
Maths	<p>Addition and Subtraction within 10:</p> <ul style="list-style-type: none"> Take away to find how many are left Break the whole into parts Discover related number facts Solve word problems Adding numbers to find the whole Number bonds to 10 	<ul style="list-style-type: none"> Counting games What is one more/less than? What are the hidden numbers in...? How many ways can we make...? 
Science	<p>In Science, pupils will investigate the topic 'Everyday Materials' as well as revisit 'seasonal changes'</p> <ul style="list-style-type: none"> Distinguish between an object and the material from which it is made. Identify and name a variety of everyday materials, including wood, plastic, glass, metal, water, and rock. Describe the simple physical properties of a variety of everyday materials. Compare and group together a variety of everyday materials on the basis of their simple physical properties. 	<ul style="list-style-type: none"> What is this made from? Is it hard/soft? Rough/smooth? Dull/shiny? 
History	<p>In History, pupils will answer: Who are my family and what was their childhood like?</p> <ul style="list-style-type: none"> Know that a family tree is used to represent different generations of families and show how they are linked throughout the years. Know that humans go through different life stages which can be placed on a timeline. Know that a grandparent is someone who is the parent of your mum or dad. Know some of the differences between homes & school in life today/in life 	<ul style="list-style-type: none"> Discuss your family at home, who's who? How are we related? Could grandparents or great grandparents talk about differences between now and then?

	At School	At Home
P.S.H.E.	<p>Our PSHE topic is 'Celebrating Differences' and pupils will:</p> <ul style="list-style-type: none"> identify similarities and differences between people in their class . say what bullying is and name some people who they could talk to if they were feeling unhappy or being bullied. Understand how being bullied might feel. know how to make new friends and how this feels. know differences from their friends but understand these differences make us all special and unique. 	<ul style="list-style-type: none"> How are your friends different or the same as you? Who could you tell if you were unhappy about something? If you would like access to the PSHE lessons for this half term in more detail, please contact us and we can provide you with an access code.
R.E.	<p>Year 1 will continue to explore the question "Who is a Christian and what do they believe? And link this to the celebration of Christmas.</p> <ul style="list-style-type: none"> Describe simply some Christian beliefs about God and Jesus Retell a story that shows what Christians believe about God and share what a story about God might mean Share what the stories about Jesus say about good, bad, right and wrong 	<ul style="list-style-type: none"> Can they answer the question? Do you know any stories from the Bible? What is the Nativity? 
Art	<p>In Art we have the topic of 'Spirals' - exploring drawing:</p> <ul style="list-style-type: none"> I can draw from my finger tips, my wrist, my elbow, my shoulder, my body. I can make a drawing using a continuous line for a minute or two. I can draw from observation for a few minutes at a time. I can make different marks with different drawing tools. I have explored how water affects the graphite and pen, and explored how I can use a brush to make new marks. I can make choices about which colours I'd like to use in my drawing. I can talk about what I like in my drawings, and what I'd like to try again. I have explored the work of artist Molly Haslund. I have shared how I feel about the work. 	
P.E.	<p>In P.E., pupils will be focusing on fundamental skills, personal challenges and invasion games</p> <ul style="list-style-type: none"> participate in a range of fun, active, engaging lessons concentrating on a specific skill each lesson 	<ul style="list-style-type: none"> Encourage your child to take part in daily physical exercise. 
Computing	<p>Using Purple Mash "Grouping and sorting"</p> <ul style="list-style-type: none"> Continue to practise logging in and out. Sort items using a range of criteria. Sort items on the computer using the 'Grouping' activities in Purple Mash. 	<ul style="list-style-type: none"> Use the Purple Mash website at home to consolidate learning in class practice computing skills. 
Useful Web-sites	<p>play.numbots.com</p> <p>www.purplemash.com</p> <p>Google BBC Bitesize for English, Maths, Science, and much more</p>	