










This half term we will be learning the following things. Here are also some useful hints and tips for helping at home.

	At School	At Home
English	<p>In English we will be:</p> <ul style="list-style-type: none"> <li>♦ Writing setting descriptions.</li> <li>♦ Writing a short story.</li> <li>♦ Creating a persuasive poster.</li> <li>♦ Applying taught spellings.</li> </ul> 	<ul style="list-style-type: none"> <li>♦ Encourage your child to read independently at least four times a week, even better if reading is done daily!</li> <li>♦ Read with and to your child to promote a love of reading</li> <li>♦ Practise weekly spelling patterns</li> </ul>
Maths	<p>In Maths we will be:</p> <ul style="list-style-type: none"> <li>♦ Revising addition and subtraction facts.</li> <li>♦ Using mental and written methods for addition and subtraction.</li> <li>♦ Looking at addition and subtraction with more than one possibility.</li> </ul> 	<ul style="list-style-type: none"> <li>♦ Practise addition and subtraction facts using the White Rose 1-Minute maths app.</li> <li>♦ Use TT Rock Stars and Numbots apps</li> </ul>
Science	<p>In our Rocks topic we will be learning:</p> <ul style="list-style-type: none"> <li>♦ What rocks are made from and how they can be classified.</li> <li>♦ What fossils are and how they are formed.</li> <li>♦ About the different types of soil and what soil is made from.</li> </ul> 	<ul style="list-style-type: none"> <li>♦ Explore things in the environment that are made from rock. Can children identify the type of rock used?</li> </ul>
History	<p>In our Stone Age to Iron Age topic we will learn:</p> <ul style="list-style-type: none"> <li>♦ How life changed during the three periods of the Stone Age.</li> <li>♦ What life was like in the Bronze and Iron Ages.</li> <li>♦ Changes that happened from Stone Age to Iron Age.</li> <li>♦ How primary sources are used to find out about the past and what evidence there is of the Iron Age in Teesside.</li> </ul> 	<ul style="list-style-type: none"> <li>♦ Can children describe what life was like during the Stone, Bronze and Iron Ages?</li> <li>♦ Can children talk about historical evidence that can be found in Teesside?</li> </ul>
DT	<p>In DT, we will be:</p> <ul style="list-style-type: none"> <li>♦ Making our own monuments.</li> <li>♦ Exploring what makes an effective monument and which features create a good quality structure.</li> </ul>	<ul style="list-style-type: none"> <li>♦ Try some junk modelling at home. Can your child make their own modern monument?</li> </ul>
Music	<p>In Music children will:</p> <ul style="list-style-type: none"> <li>♦ Continue to learn to play the recorder.</li> </ul>	<ul style="list-style-type: none"> <li>♦ Why not purchase a recorder to practise at home?</li> </ul> 

	At School	At Home
P.S.H.E.	<p>Our next PSHE topic is Celebrating Difference. During this we will learning to:</p> <ul style="list-style-type: none"> <li>Know that everyone's family is different and important to them.</li> <li>Understand that differences and conflicts sometimes happen among family members.</li> <li>Know what it means to be a witness to bullying and to understand that they can make a situation better or worse by what they do.</li> </ul> 	<ul style="list-style-type: none"> <li>Talk about what children should do if they think they witness bullying</li> <li>If you would like access to the PSHE lessons for this half term in more detail, please contact us and we can provide you with an access code.</li> </ul>
R.E.	<p>In R.E. children will explore the question, "Why is the Bible important for Christians today?"</p>	<ul style="list-style-type: none"> <li>Can children identify some of the ways Christians use the Bible in their everyday lives?</li> </ul> 
P.E.	<p>In P.E. this half term our topics are dance and gymnastics. Learning will focus on:</p> <ul style="list-style-type: none"> <li>How to use canon, formation changes, direction and level to improve our ideas.</li> <li>How to recognise good timing, execution and performance skills.</li> </ul>	<ul style="list-style-type: none"> <li>Encourage your child to take part in daily physical exercise.</li> </ul> 
Computing	<p>In computing, children will be completing the units of "Online Safety" and "Spreadsheets" from Purple Mash.</p> 	<ul style="list-style-type: none"> <li>Use the 2type program on Purple Mash website at home to consolidate learning in class.</li> </ul>
Latin	<p>This year, we have chosen to teach Latin because of the rich opportunities that come with learning this ancient language. As well as being a fascinating language in its own right, knowledge of Latin helps to develop literacy skills. Through Latin, children develop their knowledge of spelling and vocabulary through learning Latin roots of English words and deepen their understanding of grammar. Alongside language learning, the study of Roman and Greek civilisations aids cultural literacy, encourages cultural insights and gives opportunities for wide-ranging thinking across many linked subjects (including history, philosophy,</p>	<ul style="list-style-type: none"> <li>Discuss any vocabulary links your child has discovered.</li> </ul>
Useful Websites	<p> <a href="http://ttrockstars.com">ttrockstars.com</a>  <a href="http://play.numbots.com">play.numbots.com</a>  <a href="http://www.purplemash.com">www.purplemash.com</a>                      Google Y3 BBC Bitesize for English, Maths, Science, GPS and much more                 </p>	