






Y1 Spring 2 Half Termly Overview for Parents and Carers

Ready. Respectful. Safe.



This half term we will be learning the following things. Here are also some useful hints and tips for helping at home.

	At School	At Home
English	<ul style="list-style-type: none"> In Phonics, we are continuing to learn more spellings of sounds, practising segmenting and blending words containing these sounds. We continue to look at polysyllabic words weekly, using syllable 'chunks' to help us read and spell longer words. In English we are looking at stories linked with the History topic 'Kings and Queens, starting with 'The King's Hats' and then looking at other King and Queen related stories. In reading sessions we will be answering questions about what is happening, characters' feelings, making predictions and linking to our own experiences and knowledge. 	<ul style="list-style-type: none"> Encourage your child to read their practice book to you 3 times each week. Take time to enjoy the reading for pleasure book with your child. Read this one to your child so they can hear a fluent reader. 
Maths	<p>In Maths we are starting the topic: Spatial Reasoning and Patterns.</p> <p>We will be learning about</p> <ul style="list-style-type: none"> Sequencing repeating patterns. Comparing and discussing circles, triangles and rectangles. Comparing and sorting 2D and 3D shapes. How to use directions to turn right and left. Forwards, backwards and above, below. Ordinal numbers. 	<ul style="list-style-type: none"> Practise adding and subtracting numbers within 20 for improved fluency of facts. Numbots (try <i>Challenge</i>) or Minute Maths each day can make a huge difference—little and often. 
Science	<p>In Science, pupils will be revisiting the topic of 'Everyday Materials'</p> <ul style="list-style-type: none"> Distinguish between an object and the material from which it is made. Identify and name a variety of everyday materials, including wood, plastic, glass, metal, water, and rock. Describe the simple physical properties of a variety of everyday materials. Compare and group together a variety of everyday materials on the basis of their simple physical properties. 	<ul style="list-style-type: none"> Talk about everyday materials at home and what they are made from. 
History	<p>In History, pupils will answer the question "Why do we have Kings and Queens?"</p> <ul style="list-style-type: none"> Know that Britain is a monarchy meaning it has a king or queen. Know that the crown is inherited meaning that the heir becomes the monarch as soon as their parent dies. Know that Prince William is the next heir to the throne. Know that monarchs are crowned during a coronation ceremony. Know that Princess Elizabeth was crowned after the death of her father and that Prince Charles was crowned in May 2023 after the death of his mother, Queen Elizabeth II Know that the British Royal Family has ruled over the United Kingdom for hundreds of years. 	<ul style="list-style-type: none"> Discuss the Royal family, have they seen anything on the TV, do they remember the coronation?

	At School	At Home
P.S.H.E.	<p>Our PSHE topic is 'Healthy me' and pupils will:</p> <ul style="list-style-type: none"> understand the difference between being healthy and unhealthy, and know some ways to keep myself healthy Know how to keep myself clean and healthy, and understand how germs cause disease/illness Know all household products including medicines can be harmful if not used properly. Understand that medicines can help me if I feel poorly and I know how to use them safely. Know how to keep safe when crossing the road, and about people who can help me to stay safe. 	<ul style="list-style-type: none"> How can we make healthy choices? What routines at home keep us healthy? If you would like access to the PSHE lessons for this half term in more detail, please contact us and we can provide you with an access code.
R.E.	<p>In RE we are looking at the question 'What makes some places sacred?'</p> <ul style="list-style-type: none"> Looking at sacred places for Christians, Muslims and Jewish people. Identify special objects and symbols found in a place where people worship and be able to say something about what they mean and how they are used. Talk about ways in which stories, objects, symbols and actions used in churches, mosques and/or synagogues show what people believe. 	<ul style="list-style-type: none"> Can they answer the question? Ask your child to talk about what they have learnt about Christianity. 
P.E.	<p>In P.E., pupils will be focusing on invasion game skills and net and wall skills</p> <ul style="list-style-type: none"> Throwing and catching, developing into passing the ball Tracking and dodging opponents. Striking and volleying ball 	<ul style="list-style-type: none"> Encourage your child to take part in daily physical exercise.
Computing	<p>Using Purple Mash to create story books</p> <ul style="list-style-type: none"> Continue to practise logging in and out. Animated story books 	<ul style="list-style-type: none"> Use the Purple Mash website at home to consolidate learning in class and practise computing skills. 
DT	<p>In DT we are looking at cooking and nutrition:</p> <ul style="list-style-type: none"> Describe fruits and vegetables and explain how to identify fruits. Name a range of places that fruits and vegetables grow. Describe basic characteristics of fruit and vegetables. Prepare fruits and vegetables Try out ingredients and make a smoothie. 	<ul style="list-style-type: none"> What fruits do you like? Is there anything you have seen you want to try?
Music	<p>In Music, we look at how to be 'in the groove' with different styles of music (Blues, Baroque, Latin, Bhangra, Folk, Funk).</p>	<ul style="list-style-type: none"> Can you remember any songs from school?
Useful Websites		
play.numbots.com www.purplemash.com Google BBC Bitesize for English, Maths, Science and much more		