





This half term we will be learning the following things. Here are also some useful hints and tips for helping at home.

	At School	At Home
English	<ul style="list-style-type: none"> <li>Writing a set of instructions to inform, "How to make a working torch"</li> <li>Write an adventure story to entertain, which is set in the Amazon, focusing on dialogue and correct punctuation of it</li> <li>Retrieve and record information from non-fiction, taking simple notes from what they have read</li> <li>Locate information effectively in non-fiction using contents and indexes</li> </ul>	<ul style="list-style-type: none"> <li>Encourage your child to read at least four times a week.</li> <li>Read with your child to promote a love of reading.</li> </ul> <p><b>Our class novel will be "The Explorer" by Katherine Rundell</b></p>
Maths	<ul style="list-style-type: none"> <li>Multiplying and dividing by 10 and 100, by moving digits</li> <li>Interpreting a division story with a remainder and representing it as an equation</li> <li>Compare and order mixed numbers; identify equivalent fractions</li> <li>Adding and subtracting fractions, including mixed numbers</li> <li>Learning our 11 and 12 times tables</li> </ul>	<ul style="list-style-type: none"> <li>Practise any times tables your child is not confident with.</li> <li>Using TT Rockstars for 3 minutes each day can make a huge difference—little and often.</li> </ul>
Science	<p>In Science, pupils will finish investigating the topic 'Sound'.</p> <ul style="list-style-type: none"> <li>Sound energy / vibrations travel from a source through a medium (solids, liquids, gases) to the ear</li> <li>Volume of sound is linked to the strength of the vibrations that produce it</li> <li>Pitch of a sound is linked to the frequency of the vibrations that produce it.</li> </ul>	<ul style="list-style-type: none"> <li>Can pupils explain how we hear sounds?</li> </ul>
Geography	<p>In Geography, pupils will investigate "What is the geography of our world?".</p> <ul style="list-style-type: none"> <li>Locate oceans, continents, poles and the equator</li> <li>Investigate lines of latitude and longitude and the Greenwich Meridian</li> <li>Investigate exactly what the continents are and how does this affect the climates of the countries within them</li> </ul>	<ul style="list-style-type: none"> <li>Talk about different time zones in relation to different countries discussed in the media or in relation to holidays</li> </ul>
DT	<p>In DT, Y4 will complete their torch project:</p> <ul style="list-style-type: none"> <li>Creating a functioning torch with a switch according to their design criteria</li> <li>Evaluating their product</li> </ul>	<ul style="list-style-type: none"> <li>Talk together about changes they made to their original plan and why.</li> <li>Discuss how their torch works.</li> </ul>
Music	<p>Y4 will use the song "Blackbird", a song about civil rights by The Beatles, to continue to develop the skills of listening, appraising, singing, composing and performing (using instruments) and sharing.</p>	<ul style="list-style-type: none"> <li>Talk about the pieces of music they have appraised in lessons.</li> </ul>

	At School	At Home
P.S.H.E.	<p>Our PSHE topic is Relationships and pupils will:</p> <ul style="list-style-type: none"> <li>Identify feelings associated with jealousy and suggest strategies to problem-solve when this happens</li> <li>Recognise how people are feeling when they miss a special person or animal and give ways that might help manage feelings when someone is missing a special person or animal</li> <li>Recognise how friendships change, know how to make new friends and how to manage when we fall out with our friends</li> <li>Understand what having a boyfriend / girlfriend might mean and that it is a special relationship for when I am older</li> </ul>	<ul style="list-style-type: none"> <li>Talk about how we remember people even if we can no longer see them</li> <li>Discuss how friendships change and strategies we can use to deal with this</li> <li>If you would like access to the PSHE lessons for this half term in more detail, please contact us and we can provide you with an access code.</li> </ul> 
R.E.	<p>We will explore the question "What does it mean to be a Hindu in Britain today?":</p> <ul style="list-style-type: none"> <li>Explore how Hindus show their faith within their families</li> <li>Explore Hindu ideas of karma</li> <li>Find out about some ways Hindus make a difference in the world-wide community</li> </ul>	<ul style="list-style-type: none"> <li>Can they answer the question?</li> </ul> 
P.E.	<p>In P.E., pupils will be focusing on athletics and rounders</p> <ul style="list-style-type: none"> <li>participate in a range of fun, active, engaging lessons concentrating on a specific skill each lesson</li> <li>develop the fundamental skills from each lesson</li> </ul> 	<ul style="list-style-type: none"> <li>Encourage your child to take part in daily physical exercise.</li> </ul>
Computing	<p>We will use Purple Mash and Teach Computing. Pupils will have access to IPADS and laptops. They will learn about Spreadsheets:</p> <ul style="list-style-type: none"> <li>Use a spreadsheet to model a real life situation</li> <li>Add a formula to a cell to automatically make a calculation in that cell</li> <li>Combine tools to make spreadsheet activities</li> </ul>	<ul style="list-style-type: none"> <li>Use the Purple Mash website at home to consolidate learning in class and practice computing skills.</li> </ul> 
Latin	<p>The children will continue to learn Latin once a week.</p> <p>The children will continue to develop their knowledge of spelling and vocabulary through learning Latin roots of English words and deepen their understanding of grammar. They will also learn about myths and links with history.</p>	<ul style="list-style-type: none"> <li>Discuss any vocabulary your child has learnt.</li> </ul>
Useful Websites	<p>ttrockstars.com</p> <p>play.numbots.com</p> <p>www.purplemash.com</p> <p>Google BBC Bitesize for English, Maths, Science, GPS and much more</p>	